

Specify: Series/Wire Feed Angle - Hole Size/Bond Length - Length - Options

Example:

2145-2020-S

2130-1510-3/4-F-TiC

Material:

Tungsten Carbide Standard
 Titanium Carbide Optional
 (Specify "-TiC" in part no.)
 Cermet Tip Optional
 (Specify "-BK CER" in part no.)

Features:

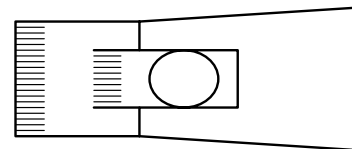
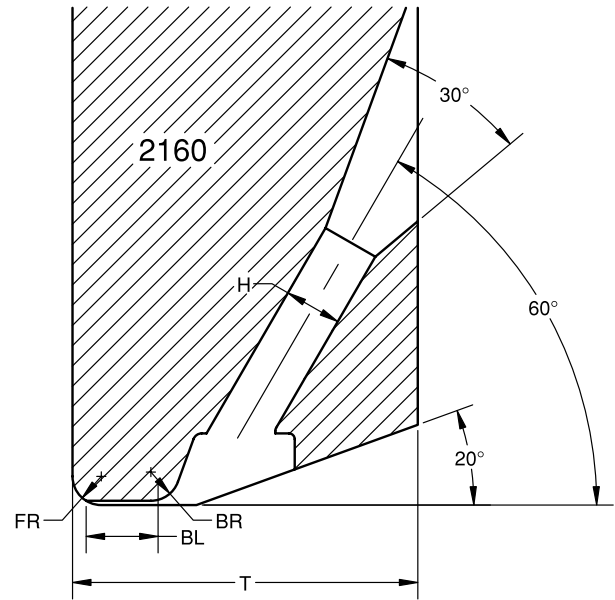
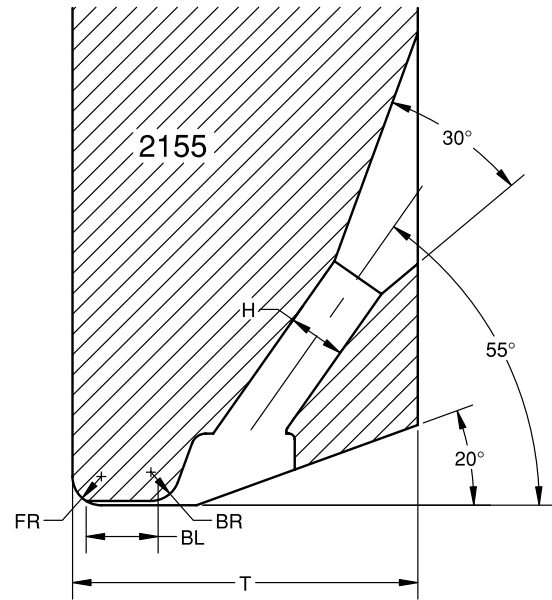
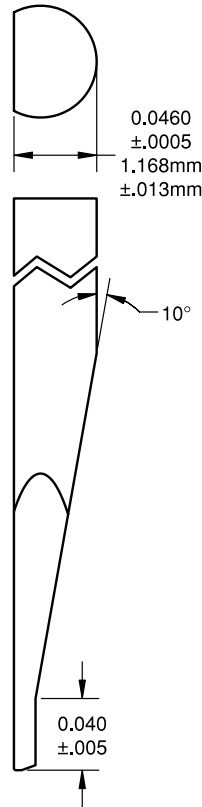
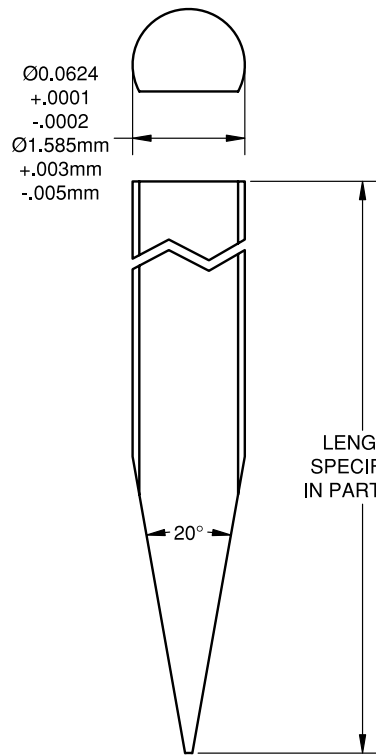
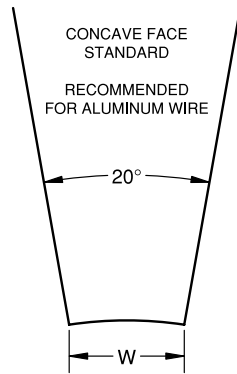
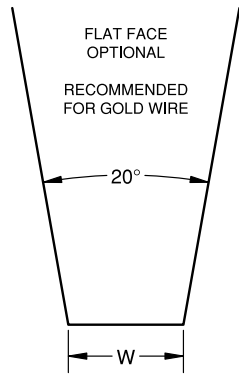
The Maxiguide design encloses and guides the wire to the bond foot, thereby enhancing wire control and bond centering.

DASH NUMBER	H in./ μ m \pm .0002/5	BL in./ μ m \pm .0002/5	W in./ μ m \pm .0002/5	FR in./ μ m \pm .0002/5	BR in./ μ m \pm .0002/5	T 30° in./ μ m \pm .0005/13	T 38° & 45° in./ μ m \pm .0005/13	SUGGESTED WIRE DIAMETER in./ μ m
0.0013 hole uses the same specifications as the 0.0015 hole except for the hole dimension								.0007/18 to .0008/20
*1505	.0015/38	.0005/13	.0025/64	.0005/13	.0005/13	.0100/254	.0080/203	
*1507	.0015/38	.0007/18	.0030/76	.0010/25	.0006/15	.0100/254	.0090/229	
*1507A	.0015/38	.0007/18	.0030/76	.0010/25	.0000/0	.0100/254	.0090/229	
*1510	.0015/38	.0010/25	.0030/76	.0010/25	.0006/15	.0110/279	.0090/229	
*1510A	.0015/38	.0010/25	.0030/76	.0010/25	.0000/0	.0110/279	.0090/229	
1515	.0015/38	.0015/38	.0030/76	.0010/25	.0006/15	.0110/279	.0090/229	
1520	.0015/38	.0020/51	.0030/76	.0010/25	.0006/15	.0120/305	.0100/254	
1525	.0015/38	.0025/64	.0030/76	.0010/25	.0006/15	.0120/305	.0100/254	
1530	.0015/38	.0030/76	.0030/76	.0010/25	.0006/15	.0130/330	.0110/279	
0.0017 hole uses the same specifications as the 0.0015 hole except for the hole dimension								.0008/20 to .0010/25
0.0018 hole uses the same specifications as the 0.0020 hole except for the hole dimension								
*2005	.0020/51	.0005/13	.0040/102	.0005/13	.0005/13	.0120/305	.0100/254	.0010/25
*2007	.0020/51	.0007/18	.0040/102	.0005/13	.0005/13	.0120/305	.0110/279	
*2010	.0020/51	.0010/25	.0040/102	.0010/25	.0006/15	.0130/330	.0110/279	
2020	.0020/51	.0020/51	.0040/102	.0010/25	.0010/25	.0140/356	.0120/305	
2022	.0020/51	.0022/56	.0040/102	.0010/25	.0010/25	.0140/356	.0120/305	
2025	.0020/51	.0025/64	.0040/102	.0010/25	.0010/25	.0150/381	.0130/330	
2030	.0020/51	.0030/76	.0040/102	.0010/25	.0010/25	.0150/381	.0130/330	
2040	.0020/51	.0040/102	.0040/102	.0010/25	.0010/25	.0160/406	.0140/356	
0.0023 hole uses the same specifications as the 0.0025 hole except for the hole dimension								
*2510	.0025/64	.0010/25	.0040/102	.0010/25	.0006/15	.0140/356	.0120/305	
2515	.0025/64	.0015/38	.0040/102	.0010/25	.0010/25	.0140/356	.0130/330	
2520	.0025/64	.0020/51	.0040/102	.0010/25	.0010/25	.0150/381	.0130/330	
2522	.0025/64	.0022/56	.0040/102	.0010/25	.0010/25	.0150/381	.0130/330	
2525	.0025/64	.0025/64	.0040/102	.0010/25	.0010/25	.0150/381	.0140/356	
2530	.0025/64	.0030/76	.0040/102	.0010/25	.0010/25	.0150/381	.0140/356	
2535	.0025/64	.0035/89	.0040/102	.0010/25	.0010/25	.0160/406	.0150/381	
2540	.0025/64	.0040/102	.0040/102	.0010/25	.0010/25	.0160/406	.0150/381	
3015	.0030/76	.0015/38	.0050/127	.0015/38	.0010/25	.0170/432	.0170/432	.0015/38 to .0018/46
3020	.0030/76	.0020/51	.0050/127	.0015/38	.0010/25	.0170/432	.0170/432	
3025	.0030/76	.0025/64	.0050/127	.0015/38	.0010/25	.0180/457	.0180/457	
3030	.0030/76	.0030/76	.0050/127	.0015/38	.0010/25	.0180/457	.0180/457	
3035	.0030/76	.0035/89	.0050/127	.0015/38	.0010/25	.0190/483	.0190/483	
3040	.0030/76	.0040/102	.0050/127	.0015/38	.0010/25	.0190/483	.0190/483	.0020/51
3525	.0035/89	.0025/64	.0050/127	.0015/38	.0010/25	.0210/533	.0180/457	
3530	.0035/89	.0030/76	.0050/127	.0015/38	.0010/25	.0210/533	.0190/483	
3535	.0035/89	.0035/89	.0050/127	.0015/38	.0010/25	.0220/559	.0190/483	
3540	.0035/89	.0040/102	.0050/127	.0015/38	.0010/25	.0220/559	.0200/508	
3545	.0035/89	.0045/114	.0050/127	.0015/38	.0010/25	.0230/584	.0200/508	
3550	.0035/89	.0050/127	.0050/127	.0015/38	.0010/25	.0230/584	.0210/533	.0020/51 to .0025/64
4050	.0040/102	.0050/127	.0060/152	.0015/38	.0010/25	.0260/660	.0220/559	
4540	.0045/114	.0040/102	.0070/178	.0020/51	.0010/25	.0270/686	.0250/635	
4545	.0045/114	.0045/114	.0070/178	.0020/51	.0010/25	.0270/686	.0250/635	.0030/76
5050	.0050/127	.0050/127	.0070/178	.0020/51	.0010/25	.0300/762	.0280/711	.0030/76 to .0035/89

* Flat Face Only

Other part numbers are available

Dimensions in inches unless otherwise specified



Specify:

Series/Wire Feed Angle - Hole Size/Bond Length - Length - Options

Example:

2160-2020-S

2155-1510-3/4-F-TiC

Material:

Tungsten Carbide Standard
 Titanium Carbide Optional
 (Specify "-TiC" in part no.)
 Cermet Tip Optional
 (Specify "-BKCER" in part no.)

Features:

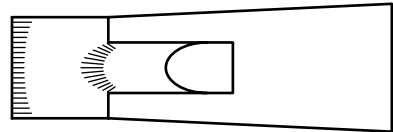
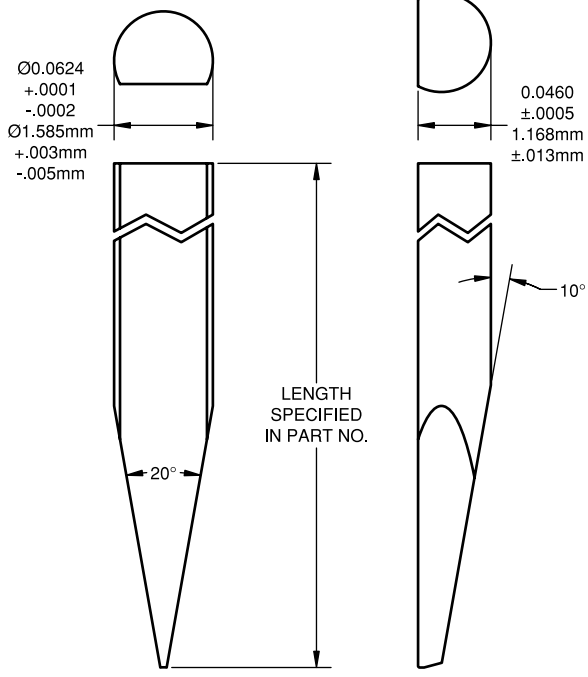
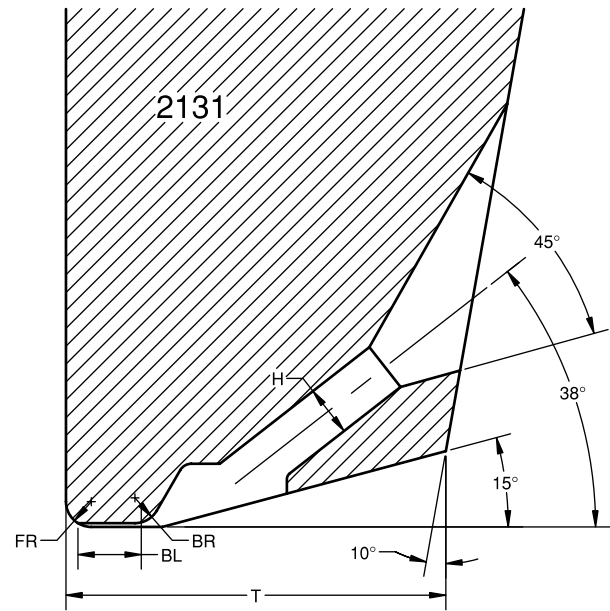
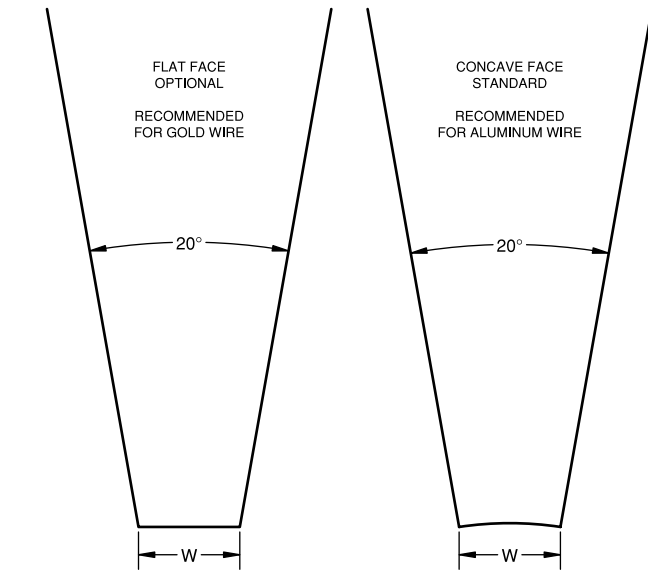
The Maxiguide design encloses and guides the wire to the bond foot, thereby enhancing wire control and bond centering.

DASH NUMBER	H in./ μ m \pm .0002/5	BL in./ μ m \pm .0002/5	W in./ μ m \pm .0002/5	FR in./ μ m \pm .0002/5	BR in./ μ m \pm .0002/5	T 55° & 60° in./ μ m \pm .0005/13	SUGGESTED WIRE DIAMETER in./ μ m
0.0013 hole uses the same specifications as the 0.0015 hole except for the hole dimension							.0007/18 to .0008/20
*1505	.0015/38	.0005/13	.0030/76	.0005/13	.0005/13	.0080/203	
*1507	.0015/38	.0007/18	.0030/76	.0005/13	.0005/13	.0080/203	
*1508	.0015/38	.0008/20	.0030/76	.0010/25	.0006/15	.0080/203	
*1508A	.0015/38	.0008/20	.0030/76	.0010/25	.0000/0	.0080/203	
*1510	.0015/38	.0010/25	.0040/102	.0010/25	.0006/15	.0080/203	
1515	.0015/38	.0015/38	.0040/102	.0010/25	.0006/15	.0080/203	
1520	.0015/38	.0020/51	.0040/102	.0010/25	.0006/15	.0090/229	
1525	.0015/38	.0025/64	.0040/102	.0010/25	.0006/15	.0090/229	
1527	.0015/38	.0027/69	.0040/102	.0010/25	.0006/15	.0090/229	
1530	.0015/38	.0030/76	.0040/102	.0010/25	.0006/15	.0100/254	
0.0017 hole uses the same specifications as the 0.0015 hole except for the hole dimension							.0008/20 to .0010/25
0.0018 hole uses the same specifications as the 0.0020 hole except for the hole dimension							
*2007	.0020/51	.0007/18	.0040/102	.0010/25	.0006/15	.0100/254	.0010/25
*2010	.0020/51	.0010/25	.0040/102	.0010/25	.0006/15	.0110/279	
2015	.0020/51	.0015/38	.0040/102	.0010/25	.0010/25	.0110/279	
2018	.0020/51	.0018/46	.0040/102	.0010/25	.0010/25	.0120/305	
2020	.0020/51	.0020/51	.0040/102	.0010/25	.0010/25	.0120/305	
2025	.0020/51	.0025/64	.0040/102	.0010/25	.0010/25	.0120/305	
2030	.0020/51	.0030/76	.0040/102	.0010/25	.0010/25	.0120/305	
2035	.0020/51	.0035/89	.0040/102	.0010/25	.0010/25	.0130/330	
2040	.0020/51	.0040/102	.0040/102	.0010/25	.0010/25	.0130/330	
2515	.0025/64	.0015/38	.0040/102	.0010/25	.0010/25	.0110/279	
2520	.0025/64	.0020/51	.0040/102	.0010/25	.0010/25	.0120/305	
2522	.0025/64	.0022/56	.0040/102	.0010/25	.0010/25	.0120/305	
2525	.0025/64	.0025/64	.0040/102	.0010/25	.0010/25	.0120/305	
2527	.0025/64	.0027/69	.0040/102	.0010/25	.0010/25	.0130/330	
2530	.0025/64	.0030/76	.0040/102	.0010/25	.0010/25	.0130/330	
2530A	.0025/64	.0030/76	.0040/102	.0010/25	.0000/0	.0120/305	
2535	.0025/64	.0035/89	.0040/102	.0010/25	.0010/25	.0130/330	
2540	.0025/64	.0040/102	.0040/102	.0010/25	.0010/25	.0140/356	
3025	.0030/76	.0025/64	.0050/127	.0015/38	.0010/25	.0140/356	.0015/38 to .0018/46
3030	.0030/76	.0030/76	.0050/127	.0015/38	.0010/25	.0150/381	
3030A	.0030/76	.0030/76	.0050/127	.0015/38	.0000/0	.0140/356	
3035	.0030/76	.0035/89	.0050/127	.0015/38	.0010/25	.0150/381	
3040	.0030/76	.0040/102	.0050/127	.0015/38	.0010/25	.0150/381	
3520	.0035/89	.0020/51	.0050/127	.0015/38	.0010/25	.0140/356	.0020/51
3525	.0035/89	.0025/64	.0050/127	.0015/38	.0010/25	.0150/381	
3530	.0035/89	.0030/76	.0050/127	.0015/38	.0010/25	.0150/381	
3535	.0035/89	.0035/89	.0050/127	.0015/38	.0010/25	.0160/406	
3540	.0035/89	.0040/102	.0050/127	.0015/38	.0010/25	.0160/406	
3550	.0035/89	.0050/127	.0050/127	.0015/38	.0010/25	.0170/432	.0020/51 to .0025/64
4040	.0040/102	.0040/102	.0060/152	.0015/38	.0010/25	.0180/457	
4050	.0040/102	.0050/127	.0060/152	.0015/38	.0010/25	.0190/483	
4540	.0045/114	.0040/102	.0070/178	.0020/51	.0010/25	.0200/508	.0030/76
4545	.0045/114	.0045/114	.0070/178	.0020/51	.0010/25	.0200/508	
4560	.0050/127	.0060/152	.0070/178	.0020/51	.0010/25	.0220/559	

* Flat Face Only

Other part numbers are available

Dimensions in inches unless otherwise specified



Specify: Series/Wire Feed Angle - Hole Size/Bond Length - Length - Options

Example:

2131-2020-S

2131-1510-3/4-F-TiC

Material:

- Tungsten Carbide Standard
- Titanium Carbide Optional
(Specify "-TiC" in part no.)
- Cermet Tip Optional
(Specify "-BKCER" in part no.)

Features:

The elliptical back radius design reduces heel cracks.

DASH NUMBER	H in./ μ m \pm .0002/5	BL in./ μ m \pm .0002/5	W in./ μ m \pm .0002/5	FR in./ μ m \pm .0002/5	BR in./ μ m \pm .0002/5	T in./ μ m \pm .0005/13	SUGGESTED WIRE DIAMETER in./ μ m
0.0013 hole uses the same specifications as the 0.0015 hole except for the hole dimension							.0007/18 to .0008/20
0.0014 hole uses the same specifications as the 0.0015 hole except for the hole dimension							
*1505	.0015/38	.0005/13	.0030/76	.0005/13	.0005/13	.0110/279	
*1510	.0015/38	.0010/25	.0030/76	.0010/25	.0006/15	.0110/279	
*1510A	.0015/38	.0010/25	.0030/76	.0010/25	.0000/0	.0110/279	
1515	.0015/38	.0015/38	.0030/76	.0010/25	.0006/15	.0110/279	
1520	.0015/38	.0020/51	.0030/76	.0010/25	.0006/15	.0120/305	
1525	.0015/38	.0025/64	.0030/76	.0010/25	.0006/15	.0120/305	
1530C	.0015/38	.0030/76	.0030/76	.0010/25	.0004/10	.0150/381	
*1810	.0018/46	.0010/25	.0030/76	.0010/25	.0006/15	.0110/279	
*1810A	.0018/46	.0010/25	.0030/76	.0010/25	.0000/0	.0110/279	.0008/20 to .0010/25
1815	.0018/46	.0015/38	.0030/76	.0010/25	.0006/15	.0110/279	
1820	.0018/46	.0020/51	.0030/76	.0010/25	.0006/15	.0120/305	
1825	.0018/46	.0025/64	.0030/76	.0010/25	.0006/15	.0120/305	
1830C	.0018/46	.0030/76	.0030/76	.0010/25	.0004/10	.0150/381	
*2010	.0020/51	.0010/25	.0040/102	.0010/25	.0010/25	.0150/381	.0010/25
2015	.0020/51	.0015/38	.0040/102	.0010/25	.0010/25	.0150/381	
2017	.0020/51	.0017/43	.0040/102	.0010/25	.0010/25	.0150/381	
2020	.0020/51	.0020/51	.0040/102	.0010/25	.0010/25	.0150/381	
2025	.0020/51	.0025/64	.0040/102	.0010/25	.0010/25	.0150/381	
2025C	.0020/51	.0025/64	.0040/102	.0010/25	.0004/10	.0150/381	
2030	.0020/51	.0030/76	.0040/102	.0010/25	.0010/25	.0150/381	
*2510	.0025/64	.0010/25	.0040/102	.0010/25	.0010/25	.0150/381	
2515	.0025/64	.0015/38	.0040/102	.0010/25	.0010/25	.0150/381	
2520	.0025/64	.0020/51	.0040/102	.0010/25	.0010/25	.0150/381	
2525	.0025/64	.0025/64	.0040/102	.0010/25	.0010/25	.0150/381	
2530	.0025/64	.0030/76	.0040/102	.0015/38	.0010/25	.0150/381	
2530C	.0025/64	.0030/76	.0040/102	.0010/25	.0004/10	.0150/381	
2535	.0025/64	.0035/89	.0040/102	.0015/38	.0010/25	.0200/508	
2540	.0025/64	.0040/102	.0040/102	.0015/38	.0010/25	.0200/508	
3020	.0030/76	.0020/51	.0050/127	.0015/38	.0010/25	.0200/508	.0015/38 to .0018/46
3025	.0030/76	.0025/64	.0050/127	.0015/38	.0010/25	.0200/508	
3030	.0030/76	.0030/76	.0050/127	.0015/38	.0010/25	.0200/508	
3035	.0030/76	.0035/89	.0050/127	.0015/38	.0010/25	.0250/635	
3040	.0030/76	.0040/102	.0050/127	.0015/38	.0010/25	.0250/635	
3045	.0030/76	.0045/114	.0050/127	.0015/38	.0010/25	.0250/635	
3050	.0030/76	.0050/127	.0050/127	.0015/38	.0010/25	.0250/635	
3525	.0035/89	.0025/64	.0050/127	.0015/38	.0010/25	.0200/508	.0020/51
3530	.0035/89	.0030/76	.0050/127	.0015/38	.0010/25	.0250/635	
3535	.0035/89	.0035/89	.0050/127	.0015/38	.0010/25	.0250/635	
3540	.0035/89	.0040/102	.0050/127	.0015/38	.0010/25	.0250/635	
3545	.0035/89	.0045/114	.0050/127	.0015/38	.0010/25	.0250/635	
3550	.0035/89	.0050/127	.0050/127	.0015/38	.0010/25	.0250/635	
4030	.0040/102	.0030/76	.0060/152	.0015/38	.0010/25	.0220/559	.0020/51 to .0025/64
4035	.0040/102	.0035/89	.0060/152	.0015/38	.0010/25	.0230/584	
4040	.0040/102	.0040/102	.0060/152	.0015/38	.0010/25	.0230/584	
4540	.0045/114	.0040/102	.0060/152	.0020/51	.0010/25	.0350/889	.0030/76
4545	.0045/114	.0045/114	.0060/152	.0020/51	.0010/25	.0350/889	
4550	.0045/114	.0050/127	.0060/152	.0020/51	.0010/25	.0350/889	

* Flat Face Only

Other part numbers are available

Dimensions in inches unless otherwise specified