

Material:

Tungsten Carbide Standard

-TiC = Titanium Carbide

-BKCR = Cermet Tip

-DT = Diamond Tip

Specify: Series - Face/Outside Radius/Cross Groove Spec. - Length - Options

Example:

1183-06010B-750-TiC-SDF-20D

1183-02008D-437

Options:

-SDF = Tool makes a "+" pattern

-SDFA = Tool makes a "x" pattern

-20D = 20° Cone Angle (30° standard)

Bottlenecks may be designed

Lengths:

-375 = 0.375 in./9.52mm

-437 = 0.437 in./11.1mm

-625 = 0.625 in./15.88mm

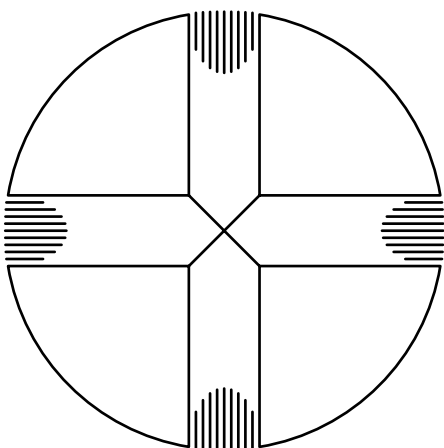
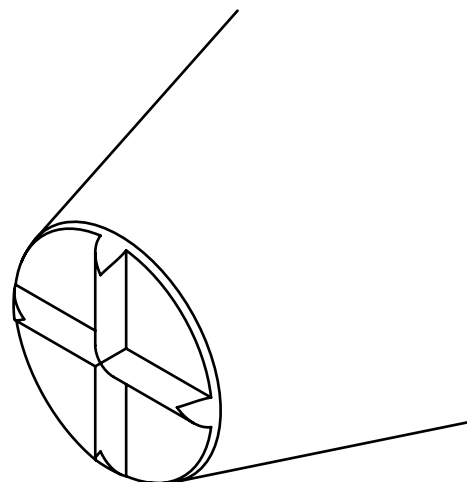
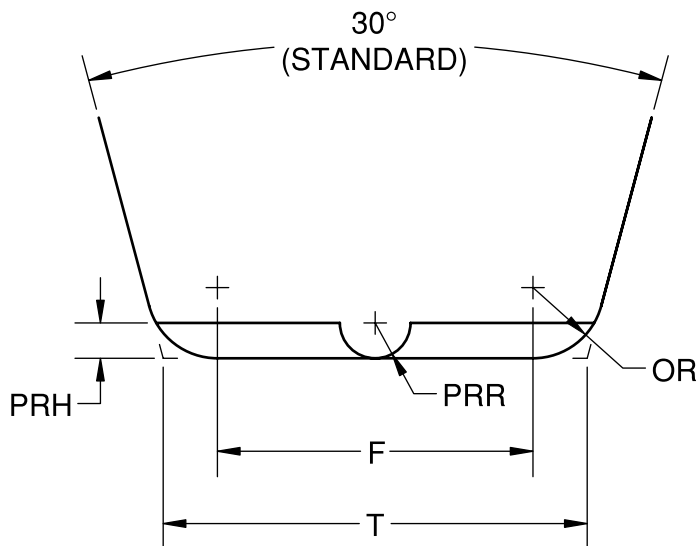
-750 = 0.750 in./19.05mm

-828 = 0.828 in./21.03mm

-1.0 = 1.000 in./25.4mm

Other = Specify

DASH NUMBER	FACE in./ μ m \pm .0002/5	OR in./ μ m \pm .0002/5	T 30° in./ μ m \pm .0003/8	CGR in./ μ m \pm .0001/3	CGD in./ μ m \pm .0001/3
01705D	.0017/43	.0005/13	.0024/61	.0003/8	.0003/8
02008D	.0020/51	.0008/20	.0032/81	.0003/8	.0003/8
02010B	.0020/51	.0010/25	.0035/89	.0005/13	.0005/13
02205D	.0022/56	.0005/13	.0030/76	.0003/8	.0003/8
03010B	.0030/76	.0010/25	.0045/114	.0005/13	.0005/13
03510B	.0035/89	.0010/25	.0050/127	.0005/13	.0005/13
04010B	.0040/102	.0010/25	.0055/140	.0005/13	.0005/13
04510B	.0045/114	.0010/25	.0060/152	.0005/13	.0005/13
05010B	.0050/127	.0010/25	.0065/165	.0005/13	.0005/13
06010B	.0060/152	.0010/25	.0075/191	.0005/13	.0005/13
08010B	.0080/203	.0010/25	.0095/241	.0005/13	.0005/13
08010C	.0080/203	.0010/25	.0095/241	.0010/25	.0010/25
09020C	.0090/229	.0020/51	.0121/307	.0010/25	.0010/25
12020C	.0120/305	.0020/51	.0151/384	.0010/25	.0010/25



Material:

Tungsten Carbide Standard

-TiC = Titanium Carbide

-BKCR = Cermet Tip

-DT = Diamond Tip

Specify: Series - Face/Outside Radius/Protruding Radius Spec. - Length - Options

Example:

1184-06010B-750-TiC-SDF-20D

1184-02008D-437

Options:

-SDF = Tool makes a "+" pattern

-SDFA = Tool makes a "x" pattern

-20D = 20° Cone Angle (30° standard)

Bottlenecks may be designed

Lengths:

-375 = 0.375 in./9.52mm

-437 = 0.437 in./11.1mm

-625 = 0.625 in./15.88mm

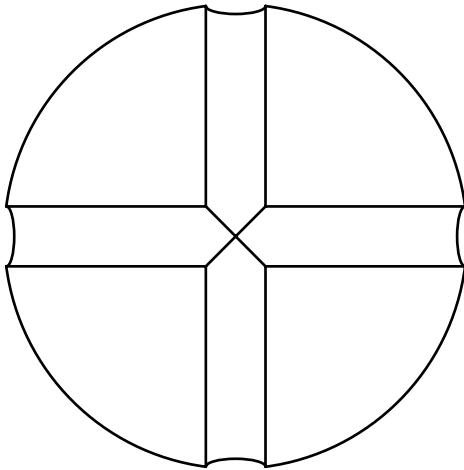
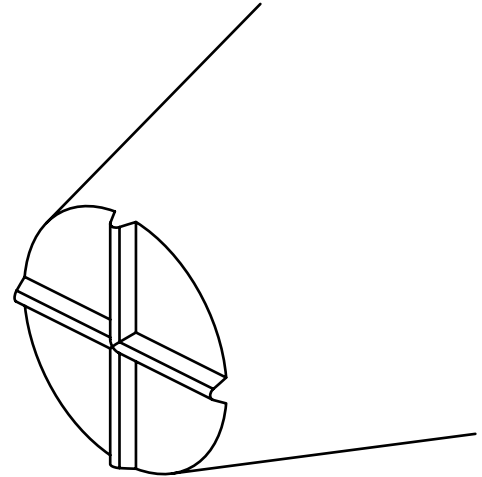
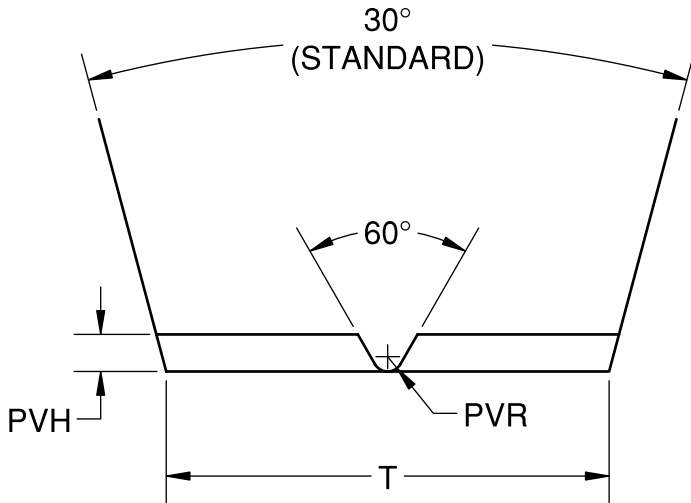
-750 = 0.750 in./19.05mm

-828 = 0.828 in./21.03mm

-1.0 = 1.000 in./25.4mm

Other = Specify

DASH NUMBER	FACE in./ μ m \pm .0002/5	OR in./ μ m \pm .0002/5	T 30° in./ μ m \pm .0003/8	PRR in./ μ m \pm .0001/3	PRH in./ μ m \pm .0001/3
01705D	.0017/43	.0005/13	.0024/61	.0003/8	.0003/8
02008D	.0020/51	.0008/20	.0032/81	.0003/8	.0003/8
02205D	.0022/56	.0005/13	.0030/76	.0003/8	.0003/8
03008D	.0030/76	.0008/20	.0042/107	.0003/8	.0003/8
03510B	.0035/89	.0010/25	.0050/127	.0005/13	.0005/13
04510B	.0045/114	.0010/25	.0060/152	.0005/13	.0005/13
05010B	.0050/127	.0010/25	.0065/165	.0005/13	.0005/13
06010B	.0060/152	.0010/25	.0075/191	.0005/13	.0005/13
07010B	.0070/178	.0010/25	.0085/216	.0005/13	.0005/13
08010B	.0080/203	.0010/25	.0095/241	.0005/13	.0005/13
08010C	.0080/203	.0010/25	.0095/241	.0010/25	.0010/25
09020C	.0090/229	.0020/51	.0121/307	.0010/25	.0010/25
12020C	.0120/305	.0020/51	.0151/384	.0010/25	.0010/25



Material:

- Tungsten Carbide Standard
- TiC = Titanium Carbide
- BKCR = Cermet Tip
- DT = Diamond Tip

Specify: Series - Tip Dia./Protruding "V" Height & Radius- Length - Options

Example:

- 1186-060052-437-TiC-SDF
- 1186-095052-750-SDFA-20D

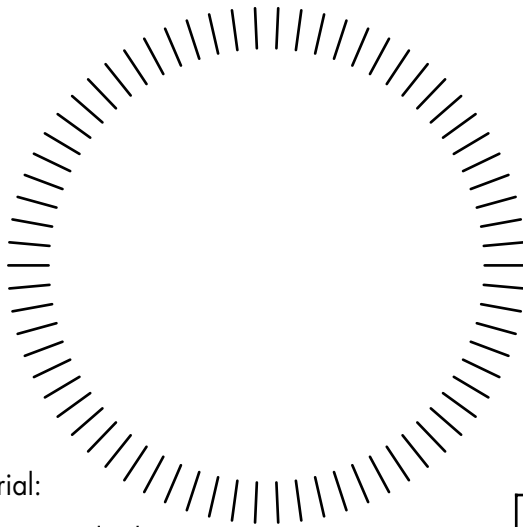
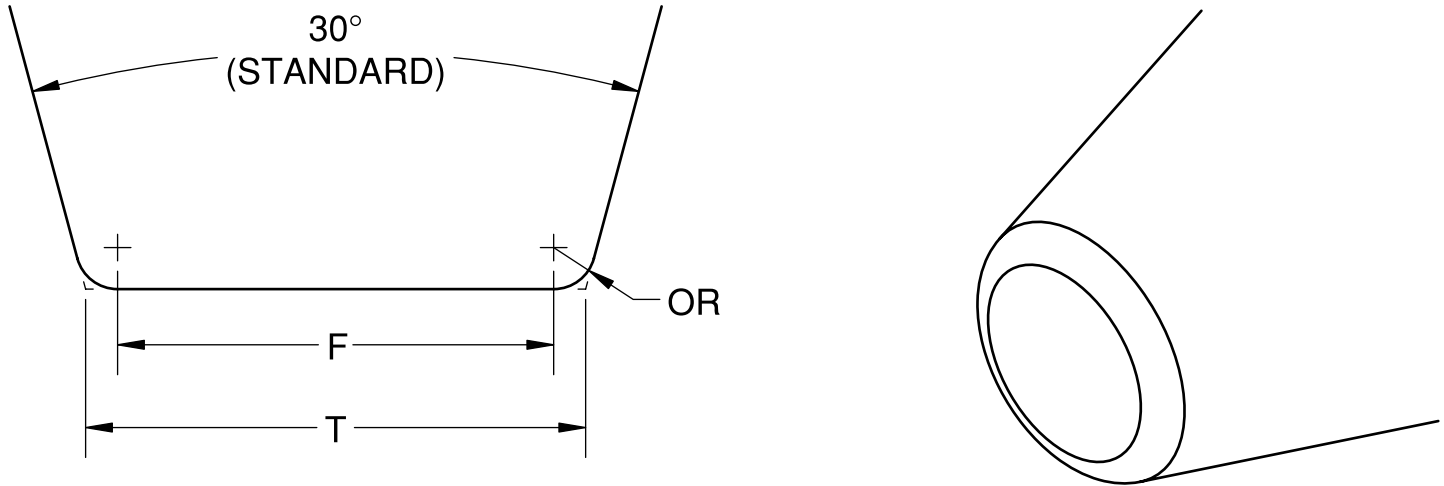
Options:

- SDF = Tool makes a "+" pattern
- SDFA = Tool makes a "x" pattern
- 20D = 20° Cone Angle (30° standard)
- Bottlenecks may be designed

Lengths:

- 375 = 0.375 in./9.52mm
- 437 = 0.437 in./11.1mm
- 625 = 0.625 in./15.88mm
- 750 = 0.750 in./19.05mm
- 828 = 0.828 in./21.03mm
- 1.0 = 1.000 in./25.4mm
- Other = Specify

DASH NUMBER	T 30° in./μm ±.0003/8	PVH in./μm ±.0001/3	PVR in./μm ±.0001/3
020020	.0020/51	.0002/5	.0000/0
032030	.0032/81	.0003/8	.0000/0
050030	.0050/127	.0003/8	.0000/0
050032	.0050/127	.0003/8	.0002/5
050052	.0050/127	.0005/13	.0002/5
060052	.0060/152	.0005/13	.0002/5
075052	.0075/191	.0005/13	.0002/5
095052	.0095/241	.0005/13	.0002/5
095104	.0095/241	.0010/25	.0004/10
120104	.0120/305	.0010/25	.0004/10
150104	.0150/381	.0010/25	.0004/10



Specify: Series - Face/Outside Radius - Length - Finish - Options
 Example:

1552-090040-750P-20D
 1152-050020-437P-TiC

For -TiC, -BK CER, or -DT use 1152 series

Material:

- 1552 = Standard Ceramic
- 1152 = Tungsten Carbide
- TiC = Titanium Carbide
- BK CER = Cermet Tip
- DT = Diamond Tip

Note: Polished finish not available on DT, as EDM'ed only

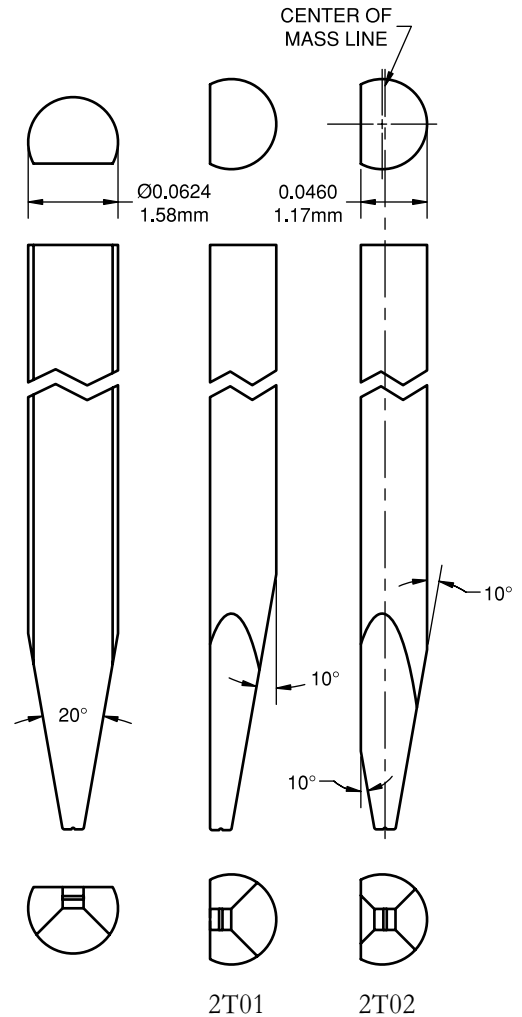
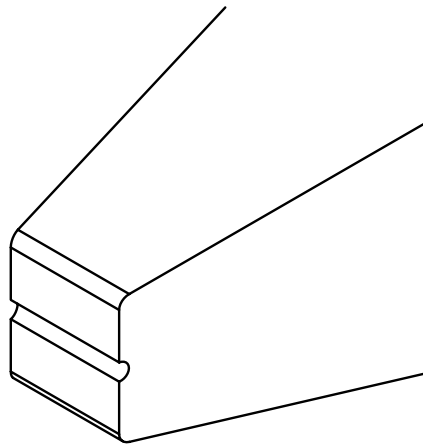
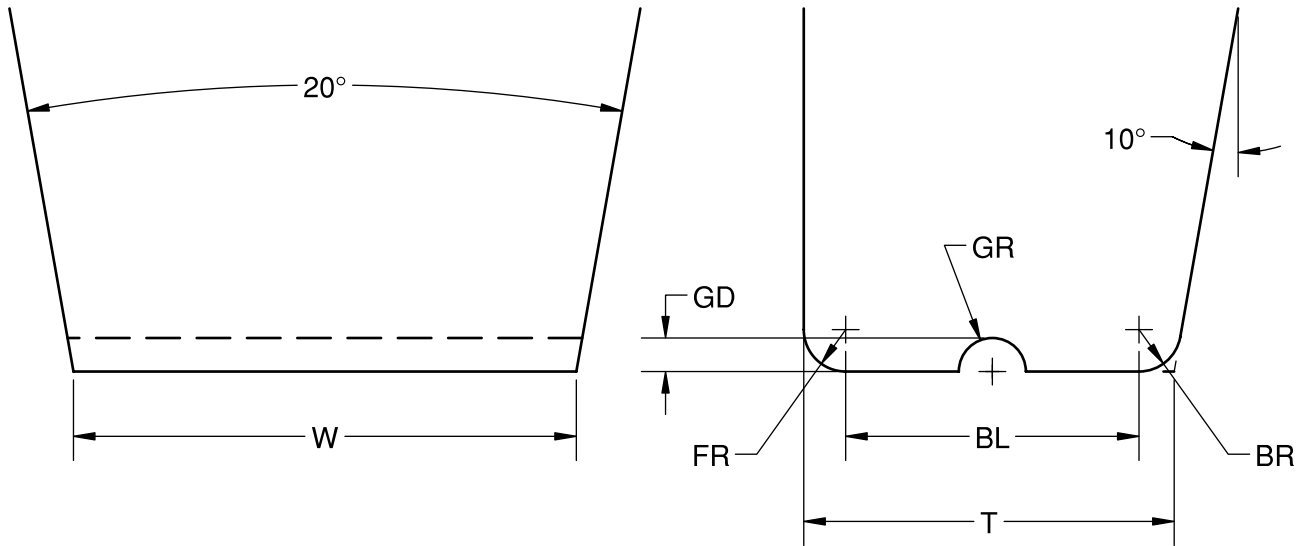
Options:

- 20D = 20° Cone Angle (30° standard)
- 15D = 15° Cone Angle
- Bottlenecks may be designed
- P = Polished Finish
- GM = Gaiser Matte Finish
- RF = Rough Matte Finish

Lengths:

- 375 = 0.375 in./9.52mm
- 437 = 0.437 in./11.1mm
- 625 = 0.625 in./15.88mm
- 750 = 0.750 in./19.05mm
- 1.0 = 1.000 in./25.4mm
- Other = Specify

1552 CERAMIC	1152 CARBIDE	FACE in./µm (ref)	OR in./µm ±.0003/8	T 30° in./µm ±.0003/8	T 20° in./µm ±.0003/8
N/A	-005003	.0005/13	.0003/8	.0010/25	.0010/25
N/A	-010003	.0010/25	.0003/8	.0015/38	.0015/38
N/A	-014003	.0014/36	.0003/8	.0018/46	.0018/46
-030003	-030003	.0030/76	.0003/8	.0034/86	.0035/89
-040020	-040020	.0040/102	.0020/51	.0070/178	.0074/186
N/A	-050000	.0050/127	.0000/0	.0050/127	.0050/127
-050003	-050003	.0050/127	.0003/8	.0054/137	.0055/140
-050020	-050020	.0050/127	.0020/51	.0081/206	.0084/214
-052005	-052005	.0052/132	.0005/13	.0060/152	.0060/152
-055003	-055003	.0055/140	.0003/8	.0060/152	.0060/152
-080040	-080040	.0080/203	.0040/102	.0140/356	.0147/373
-090040	-090040	.0090/229	.0040/102	.0150/381	.0157/399
-093025	-093025	.0093/236	.0025/64	.0130/330	.0135/343
N/A	-100000	.0100/254	.0000/0	.0100/254	.0100/254
-100003	-100003	.0100/254	.0003/8	.0105/267	.0105/267
-100010	-100010	.0100/254	.0010/25	.0115/292	.0117/297
-100040	-100040	.0100/254	.0040/102	.0160/406	.0167/424
-120040	-120040	.0120/305	.0040/102	.0180/457	.0187/475
-130025	-130025	.0130/330	.0025/64	.0167/424	.0172/437
-130040	-130040	.0130/330	.0040/102	.0190/483	.0197/500
-150040	-150040	.0150/381	.0040/102	.0210/533	.0217/551



Material:

- Tungsten Carbide Standard
- TiC = Titanium Carbide
- BKCR = Cermet Tip
- DT = Diamond Tip

Options:

See Wedge Modifications

Lengths:

- 375 = 0.375 in./9.52mm
- S = 0.437 in./11.1mm
- 625 = 0.625 in./15.88mm
- 3/4 = 0.750 in./19.05mm
- L = 0.828 in./21.03mm
- 1.0 = 1.000 in./25.4mm
- Other = Specify

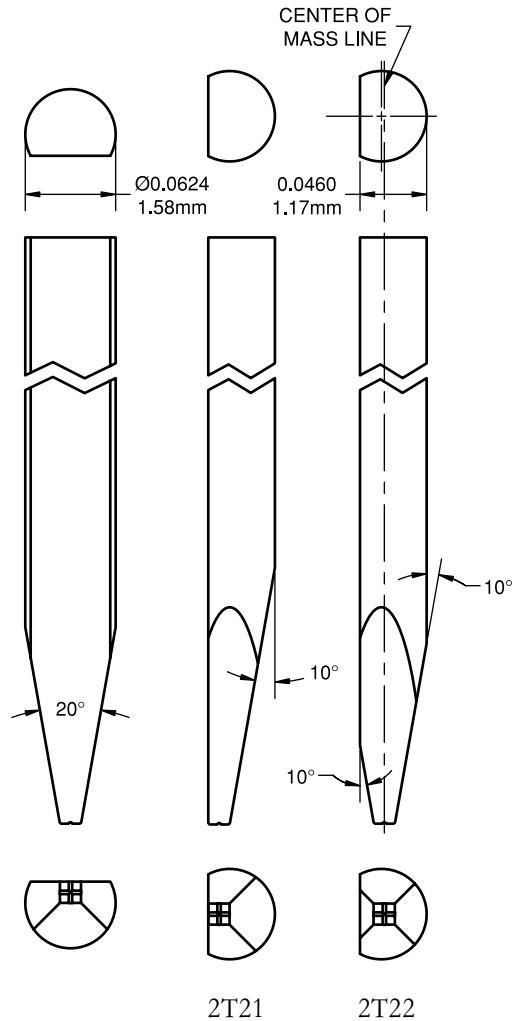
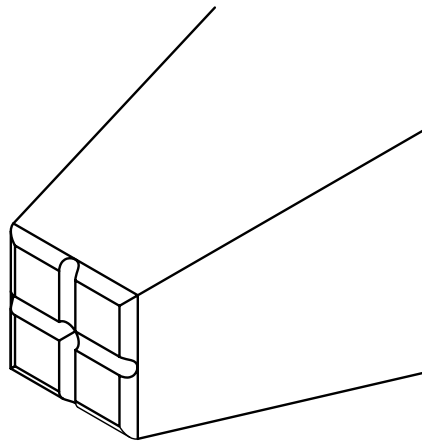
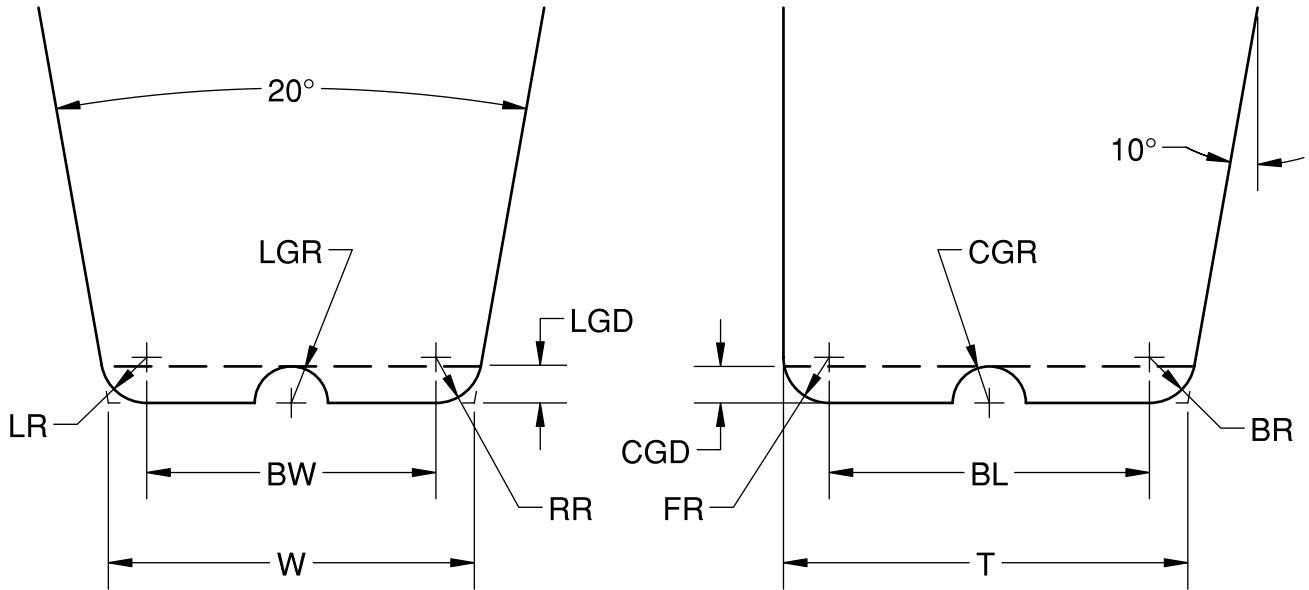
Specify: Series - Bond Length/Bond Foot Width/Radius & Groove Spec. - Shank Length - Options

Example:

2T01-35050C-S-TiC

2T02-45075C-3/4-20D

DASH NUMBER	BL in./ μ m \pm .0002/5	W in./ μ m \pm .0002/5	FR = BR in./ μ m \pm .0002/5	GR in./ μ m \pm .0001/3	GD in./ μ m \pm .0001/3
15025A	.0015/38	.0025/64	.0005/13	.0003/8	.0003/8
15035A	.0015/38	.0035/89	.0005/13	.0003/8	.0003/8
15040A	.0015/38	.0040/102	.0005/13	.0003/8	.0003/8
20020B	.0020/51	.0020/51	.0005/13	.0004/10	.0004/10
20025B	.0020/51	.0025/64	.0005/13	.0004/10	.0004/10
20030B	.0020/51	.0030/76	.0005/13	.0004/10	.0004/10
20035B	.0020/51	.0035/89	.0005/13	.0004/10	.0004/10
20040B	.0020/51	.0040/102	.0005/13	.0004/10	.0004/10
20050B	.0020/51	.0050/127	.0005/13	.0004/10	.0004/10
20080B	.0020/51	.0080/203	.0005/13	.0004/10	.0004/10
25020B	.0025/64	.0020/51	.0005/13	.0004/10	.0004/10
25030B	.0025/64	.0030/76	.0005/13	.0004/10	.0004/10
25040B	.0025/64	.0040/102	.0005/13	.0004/10	.0004/10
25050B	.0025/64	.0050/127	.0005/13	.0004/10	.0004/10
25067B	.0025/64	.0067/170	.0005/13	.0004/10	.0004/10
25080B	.0025/64	.0080/203	.0005/13	.0004/10	.0004/10
25100B	.0025/64	.0100/254	.0005/13	.0004/10	.0004/10
30030B	.0030/76	.0030/76	.0005/13	.0004/10	.0004/10
30040B	.0030/76	.0040/102	.0005/13	.0004/10	.0004/10
30060B	.0030/76	.0060/152	.0005/13	.0004/10	.0004/10
30080B	.0030/76	.0080/203	.0005/13	.0004/10	.0004/10
35060B	.0035/89	.0060/152	.0005/13	.0004/10	.0004/10
35100B	.0035/89	.0100/254	.0005/13	.0004/10	.0004/10
40060B	.0040/102	.0060/152	.0005/13	.0004/10	.0004/10
57067B	.0057/145	.0067/170	.0005/13	.0004/10	.0004/10
70070B	.0070/178	.0070/178	.0005/13	.0004/10	.0004/10
80080B	.0080/203	.0080/203	.0005/13	.0004/10	.0004/10
25120C	.0025/64	.0120/305	.0010/25	.0008/20	.0007/18
30120C	.0030/76	.0120/305	.0010/25	.0008/20	.0007/18
35060C	.0035/89	.0060/152	.0010/25	.0008/20	.0007/18
35070C	.0035/89	.0070/178	.0010/25	.0008/20	.0007/18
35080C	.0035/89	.0080/203	.0010/25	.0008/20	.0007/18
35100C	.0035/89	.0100/254	.0010/25	.0008/20	.0007/18
35120C	.0035/89	.0120/305	.0010/25	.0008/20	.0007/18
40040C	.0040/102	.0040/102	.0010/25	.0008/20	.0007/18
40050C	.0040/102	.0050/127	.0010/25	.0008/20	.0007/18
40060C	.0040/102	.0060/152	.0010/25	.0008/20	.0007/18
40080C	.0040/102	.0080/203	.0010/25	.0008/20	.0007/18
40100C	.0040/102	.0100/254	.0010/25	.0008/20	.0007/18
40120C	.0040/102	.0120/305	.0010/25	.0008/20	.0007/18
40210C	.0040/102	.0210/533	.0010/25	.0008/20	.0007/18
45075C	.0045/114	.0075/191	.0010/25	.0008/20	.0007/18
45100C	.0045/114	.0100/254	.0010/25	.0008/20	.0007/18
45120C	.0045/114	.0120/305	.0010/25	.0008/20	.0007/18
50025C	.0050/127	.0025/64	.0010/25	.0008/20	.0007/18
50050C	.0050/127	.0050/127	.0010/25	.0008/20	.0007/18
50120C	.0050/127	.0120/305	.0010/25	.0008/20	.0007/18
55060C	.0055/140	.0060/152	.0010/25	.0008/20	.0007/18
55080C	.0055/140	.0080/203	.0010/25	.0008/20	.0007/18
55120C	.0055/140	.0120/305	.0010/25	.0008/20	.0007/18
60220C	.0060/152	.0220/559	.0010/25	.0008/20	.0007/18
90060C	.0090/229	.0060/152	.0010/25	.0008/20	.0007/18



Material:

- Tungsten Carbide Standard
- TiC = Titanium Carbide
- BKCR = Cermet Tip
- DT = Diamond Tip

Options:

See Wedge Modifications

Lengths:

- 375 = 0.375 in./9.52mm
- S = 0.437 in./11.1mm
- 625 = 0.625 in./15.88mm
- 3/4 = 0.750 in./19.05mm
- L = 0.828 in./21.03mm
- 1.0 = 1.000 in./25.4mm
- Other = Specify

Specify: Series - Bond Length/BW/Radius & Groove Spec. - Shank Length - Options

Example:

2T21-35050C-S-TiC

2T22-45075C-3/4-20D

DASH NUMBER	BL in./ μ m \pm .0002/5	BW in./ μ m \pm .0002/5	FR=BR=LR=RR in./ μ m \pm .0002/5	W in./ μ m \pm .0002/5	CGR=LGR in./ μ m \pm .0001/3	CGD=LGD in./ μ m \pm .0001/3
15015B	.0015/38	.0015/38	.0005/13	.0023/58	.0004/10	.0004/10
20020B	.0020/51	.0020/51	.0005/13	.0028/71	.0004/10	.0004/10
20032	.0020/51	.0032/81	.0005/13	.0040/102	.0004/10	.0004/10
20040B	.0020/51	.0020/51	.0005/13	.0048/122	.0004/10	.0004/10
25025B	.0025/64	.0025/64	.0005/13	.0033/84	.0004/10	.0004/10
25050B	.0025/64	.0050/127	.0005/13	.0058/147	.0004/10	.0004/10
30030B	.0030/76	.0030/76	.0005/13	.0038/97	.0004/10	.0004/10
30060B	.0030/76	.0060/152	.0005/13	.0068/173	.0004/10	.0004/10
35040B	.0035/89	.0040/102	.0005/13	.0048/122	.0004/10	.0004/10
40040B	.0040/102	.0040/102	.0005/13	.0048/122	.0004/10	.0004/10
40060B	.0040/102	.0060/152	.0005/13	.0068/173	.0004/10	.0004/10
45040B	.0045/114	.0040/102	.0005/13	.0048/122	.0004/10	.0004/10
45045B	.0045/114	.0045/114	.0005/13	.0053/135	.0004/10	.0004/10
50050	.0050/127	.0050/127	.0005/13	.0058/147	.0004/10	.0004/10
55040B	.0055/140	.0040/102	.0005/13	.0048/122	.0004/10	.0004/10
30030C	.0030/76	.0030/76	.0010/25	.0047/119	.0008/20	.0007/18
30050C	.0030/76	.0050/127	.0010/25	.0067/170	.0008/20	.0007/18
30120C	.0030/76	.0120/305	.0010/25	.0137/348	.0008/20	.0007/18
35050C	.0030/76	.0050/127	.0010/25	.0067/170	.0008/20	.0007/18
40040C	.0040/102	.0040/102	.0010/25	.0057/145	.0008/20	.0007/18
40060C	.0040/102	.0060/152	.0010/25	.0077/196	.0008/20	.0007/18
40090C	.0040/102	.0090/229	.0010/25	.0107/272	.0008/20	.0007/18
45045C	.0045/114	.0045/114	.0010/25	.0062/158	.0008/20	.0007/18
50050C	.0050/127	.0050/127	.0010/25	.0067/170	.0008/20	.0007/18
55070C	.0055/140	.0070/178	.0010/25	.0087/221	.0008/20	.0007/18
55080	.0055/140	.0080/203	.0010/25	.0097/246	.0008/20	.0007/18
60060C	.0060/152	.0060/152	.0010/25	.0077/196	.0008/20	.0007/18
60080C	.0060/152	.0080/203	.0010/25	.0097/246	.0008/20	.0007/18
80080C	.0080/203	.0080/203	.0010/25	.0097/246	.0008/20	.0007/18